




## NEEDLE VALVES

<b>CONSTRUCTION</b>	<ul style="list-style-type: none"> <li>• CA360 Brass</li> <li>• CA377 Brass</li> </ul> 
<b>APPLICATIONS</b>	<ul style="list-style-type: none"> <li>• In Line Shut Off</li> <li>• Air Drain</li> <li>• Use with copper, aluminum, plastic tubing as applicable</li> </ul>
<b>RANGES</b>	<ul style="list-style-type: none"> <li>• Maximum Pressure: 150 PSI</li> <li>• Temperature: -20° F to +175° F</li> </ul> 



### FLOW NOTATION



Flow should enter from the bottom hole (shown left) and exit the top hole (shown right).

### NOTES


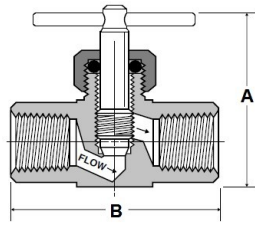
- Parts that include “PBF” are supplied as low lead compliant.
- Part numbers without the “PBF” distinction are NOT lead free compliant.
- Non-stock items and special parts are available on a quotation basis.
- Configurations and dimensions are subject to change without notice.



**⚠ WARNING:** Products offered by Robo-Fit can expose you to chemicals such as lead, a chemical which is known to the State of California to cause cancer, birth defects, or other reproductive harm. For more information go to [www.P65Warnings.ca.gov](http://www.P65Warnings.ca.gov)


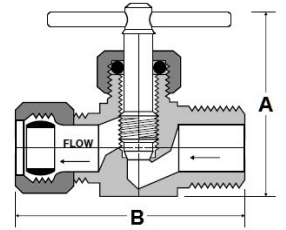
## NEEDLE VALVE FPT x FPT

PART NUMBER	FPT	A	B
31NV	1/8"	1.60	1.25
32NV	1/4"	1.80	1.82




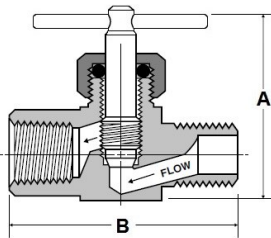
## NEEDLE VALVE COMPRESSION x MPT

PART NUMBER	O.D. TUBE	MPT	A	B
101CP	1/4"	1/8"	1.50	1.50
101CP-4	1/4"	1/4"	1.40	1.60
102CP	5/16"	1/8"	1.50	1.50
143CP	3/8"	1/4"	1.80	1.80




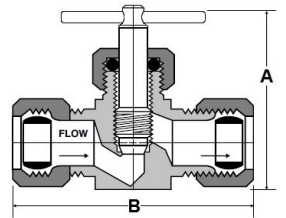
## NEEDLE VALVE FPT x MPT

PART NUMBER	FPT	MPT	A	B
48NV	1/8"	1/8"	1.30	1.25
49NV	1/4"	1/4"	1.86	1.87



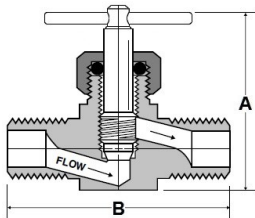
## NEEDLE VALVE COMPRESSION x MPT

PART NUMBER	O.D. TUBE	MPT	A	B
103SAE	1/4"	1/8"	1.80	.73
203SAE	5/16"	1/8"	1.32	.78
204SAE	5/16"	1/4"	1.54	.84
303SAE	3/8"	1/4"	1.54	.91



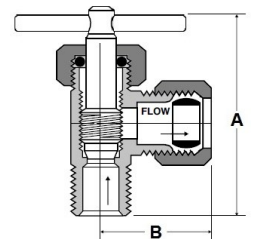
## NEEDLE VALVE MPT x MPT

PART NUMBER	MPT	A	B
108MP	1/8"	1.60	1.25
110MP	1/4"	1.92	1.65



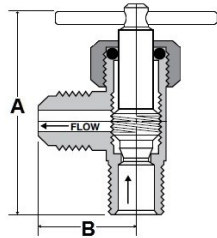
## NEEDLE VALVE COMPRESSION x MPT

PART NUMBER	O.D. TUBE	MPT	A	B
103CC	1/4"	1/8"	1.80	.80
103-4CC	1/4"	1/4"	2.10	.90
203CC	5/16"	1/8"	1.80	.90
303ACC	3/8"	1/8"	2.20	1.00
303CC	3/8"	1/4"	2.20	1.00




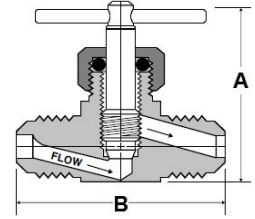
## NEEDLE VALVE FLARE x MPT 90°

PART NUMBER	O.D. TUBE	MPT	A	B
103SAE	1/4"	1/8"	1.80	.73
203SAE	5/16"	1/8"	1.32	.78
204SAE	5/16"	1/4"	1.54	.84
303SAE	3/8"	1/4"	1.54	.91



## NEEDLE VALVE FLARE x FLARE

PART NUMBER	O.D. TUBE	A	B
110SAE	1/4"	1.30	1.50
115SAE	3/8"	1.70	1.88



## NEEDLE VALVE FLARE x MPT

PART NUMBER	O.D. TUBE	MPT	A	B
104SAE	1/4"	1/8"	1.30	1.30
105SAE	1/4"	1/4"	1.62	1.30
106SAE	5/16"	1/8"	1.36	1.45
108SAE	3/8"	1/4"	1.70	1.70

